

FORMULA BOATS • THUNDERBIRD PRODUCTS

2200 W EST MONROE STREET • DECATUR , IN 46733  
260.724.9111 • 1.800.736.7685



YOUR FORMULA DEALER:



FORMULA BOATS TÜRKİYE DİSTRİBÜTÖRÜ  
VE SERVİS MERKEZİ

UTINGDIŞTİC.Ve SAN.LTD.ŞTİ.  
Çobançeşme, Gençosman 1 Sok.No:10  
34196 Bahçelievler – İSTANBUL / TURKEY  
www.formulaboatturkey.com

Mail: info@formulaboatturkey.com  
Tel: +90 212 6392095-97  
Fax: +90 212 6393219



# FORMULA

## 2019



www.FORMULABOATSTURKEY.COM

www.FORMULABOATS.COM

CROSSOVER/BR/SS



Follow us on Instagram



Visit us on Facebook



Follow us on Twitter

© Copyright 2019 by Porter, Inc.

Formula, Thunderbird and the Thunderbird logo are registered trademarks of Porter, Inc.  
Formula reserves the right to make product changes and improvements throughout the model year.

FAS<sup>3</sup>TECH®



# BREAK AWAY FROM THE EVERYDAY - You Deserve a FORMULA!

**YOUR CHOICES SAY A LOT ABOUT YOU.** The smart choice is to break away to Formula for the boating experience you deserve! The decision is made easy whether it's with a versatile Crossover, Bowrider, Sun Sport, Super Sport, FX or FAS<sup>TECH</sup> – extraordinary times are certain to be ahead in a 2019 Formula. New for 2019, the 400 Super Sport Crossover combines confident Super Sport performance with Formula's versatile open bow and cabin crossover elements. Now boaters can venture beyond narrowly defined conventions and enjoy all that boating was meant to be! The Formula fleet combines all the features you like best in a clever, versatile design that's as practical as it is beautiful – double and triple helm seating, wraparound lounges, entertainment wetbar, convertible aft facing sun lounge and a larger swim platform. Contrasting textures, integrated blue LED lighting and recessed alcoves add interest while stainless railings and drink holders set in eye-catching Corian® all confirm Formula's position at the forefront of marine design.

Select your favorite options or design your ultimate, personalize dream boat with FormulaFlex™ to tailor graphics, upholstery and electronics to your liking. When you order your Formula you have the opportunity to work with our sales team and project engineer directly or visit our headquarters for a truly immersive experience as you make your vision a reality. Enjoy receiving photos as your personalized dream boat advances through production, plus a complete set of photos at delivery. Want a more involved view? Arrange for a tour and personally observe your boat's progress – we would love to host you.

A newly redesigned A graphic, new Dark Charcoal Metallic to Silver Diamond Metallic Fusion graphic and new accent color in Midnight Charcoal Metallic add fresh options for personalizing our stunning A, B, C and Fusion graphics. 382 FAS<sup>TECH</sup> graphics affirm your personal statement with a bold, new Platinum design, Black Illusion Fire, plus amazingly crafted Gold and Silver graphics and colors. With FormulaFlex, accent colors are interchangeable, rewarding those with creative imagination and a perceptive eye. MyWay™ upgrades put you further in the designer's seat with the full range of Pantone® and automotive colors at your fingertips. Want your Formula to match your vehicle? Or your alma mater? Or the color of her eyes? You can with FormulaFlex MyWay.

In the cockpit, striking gelcoat colors on the dash, wetbar and table provide a dramatic setting for liquid black dash panels and upscale Corian surfaces. And now, FormulaFlex gives the ability to choose upholstery colors in every model to further communicate your individuality. And for even more fun in the water, a convenient swimseat is available when you choose the water sport swim platform. Multiple USB charging ports, Bluetooth and blue/white courtesy lighting are standard on all models. Also, a stunning blue LED cockpit lighting package is standard 40 feet and up and an option on all other models, plus the luminous blue-lit LED JL Audio® cockpit speakers are standard from 35 feet and up. The available Bennett AutoTrim Pro trim tab control gives you optimum performance.

The Formula 382 FAS<sup>TECH</sup> integrates all the big-water features you like best in a smart, sleek design that's as fast as it is striking – custom racing style bolsters that electrically adjust, deep aft bench seating that's truly supportive and comfortable, and a large sunpad engine hatch patterned to integrate your graphic choice. The FAS<sup>TECH</sup> helm has everything you ever wanted on high-speed runs. The state-of-the-art custom bolster adjusts to your exact setting as the throttles and steering wheel await your slightest command. The impressive carbon-fiber composite instrument panel inset with Livorsi® Oversized Mega Series gauges reads at a glance. Formula delivers a crucial balance of three performance elements through Formula's Advanced Speed, Stability and Structural Technology in the exclusive FAS<sup>TECH</sup> multiplane hull. Absolute structural integrity is assured by the unitized fiberglass hull matrix, proven again and again offshore.

The Formula cabin is the perfect oasis echoing your inspired style through personal selections of cabinetry, Corian surfacing, flooring, and fabric options. Cabin themes of Pebble Beach, Gulf Sand, Silver Surf and Midnight Treasure/FX are all timeless and give you room for your designer eye to break the mold. Ultraleather choices, open-grain and high-gloss cabinetry finishes plus many flooring options offer a broad scope in décor possibilities. FormulaFlex allows the enjoyable experience of designating pillow, drapery and bedspread fabrics from beautifully coordinated collections. You'll celebrate in all the extra detailing of your chosen model.

Formula knows how important your time on the water is. Whether you have a few hours or a weekend, there's a Formula model for you. Choose a sporty SS/FX model or discover the best of dayboating and overnighting in the extraordinary Crossover line with roomy bowrider fun plus a day-into-night cabin with full standup headroom. Or be exhilarated in a Formula 382 FAS<sup>TECH</sup> and take your course offshore.

**YOUR DREAM FORMULA** is closer – and easier – than you ever imagined. Let your designer eye shine in a boat built just for you, taking you to adventures you create! Your one-of-a-kind Formula is what sets you apart and makes your boating even more satisfying.

**BREAK FREE FROM THE ORDINARY -  
CHOOSE FORMULA!**



**FORMULA** PRESENTS THE 2019 line of best designed, best built pleasure boats on the water today. Through over 60 years of ongoing advancement in marine manufacturing, Formula's tradition of excellence continues to surpass expectations with the ultimate goal of providing consistently gratifying experiences on the water with family and friends.

SINCE 1976, Formula has been 100% owned and managed by *THE PORTER FAMILY*, focused on continual product improvement throughout the line, from the smallest Bowrider to the superlative 45 Yacht. A dedicated team of employees do their best every day, combining premium materials with detailed fit and finish to achieve the extraordinary standard of quality required in a Formula.



AS *LIFELONG BOATERS*, the Porters realize the importance of responsive, customer-oriented service for owners, addressing issues through area dealerships, authorized service centers and the technical assistance team located at the manufacturing facility.




## FORMULAFLEX™ OFFERS INDIVIDUAL PERSONALIZATION

- Graphic color choices are interchangeable to communicate your personal style
- Choose upholstery base, accent and piping colors to your individual preference
- Wide choice of cabin fabrics, Corian surfaces and cabinetry make it uniquely yours
- Positioning of electronics can be further personalized
- FormulaFlex MyWay™ upgrades offer virtually unlimited graphic color selection, plus more cockpit, cabin and electronic choices



www.FORMULABOATS.COM



## THE FORMULA DIFFERENCE

**THE PORTERS** invite you to join the ever-growing family of boaters who experience a reassuring difference with Formula. That difference is the result of fine-tuned design, authentic craftsmanship and a company-wide insistence on excellence. It means you'll enjoy more priceless moments with family and friends each time you boat. The Porter family wouldn't settle for less, and neither should you.




## FORMULA QUALITY

- 575,000 square foot manufacturing facility built specifically for powerboat production
- Based in Decatur, Indiana, the Porters' hometown
- Consistent procedures carried out with Midwest work-ethic dedication
- Utilizing the latest technology to its greatest advantage
- Corporate, sales and production all under one roof for ongoing collaboration in creating each boat

## JOHN ADAMS, EXCLUSIVE DESIGNER

- Responsible for each Formula's sleek lines and outstanding performance
- Achieved through his eminent blend of form and function
- Each unique design first becomes a 3-D image, then a full scale reproduction and finally the master mold



Sterndrive Bowrider Boats  
Sterndrive Cuddy and Express Boats







## FORMULA SUPERIOR Structural Reinforcement ASSURES LEGENDARY PERFORMANCE



- Resin-encapsulated, suspended cross-framed stringer and bulkhead system securely bonded to SS/BR hulls with biaxial laminates for optimal force distribution
- Unique, custom-engineered Super Sport/FAS<sup>3</sup>TECH<sup>®</sup> matrix – a unitized fiberglass grid with premium 5001 resin bonded to the hull with Plexus<sup>®</sup> adhesive
- Stringers and matrix foam-filled for vibration dampening and solid ride
- Additional structural reinforcement – custom fiberglass shapes, or pultrusions, in hull bottom and along gunwales



- Deck and hull inseparable – chemical Plexus bond plus stainless steel bolts through heavy backing plates

## VIBRANT, Long Lasting Finish FAR SURPASSES ALL OTHERS

- Premium Ashland Maxguard<sup>™</sup> LE gelcoat – the base on all Formulas
- Unique Axalta<sup>™</sup> ChromaPremier<sup>®</sup> basecoat/Imron<sup>®</sup> Elite clearcoat graphic process never chalks, fades or needs to be buffed back like the colored gelcoat others commonly use



- Multi-stage process creates brilliant metallic designs – impossible with gelcoat or Imron paint alone
- Stunning graphics with no accent tape striping applied
- Wide selection of color and design options – unlimited personalized color expression with FormulaFlex<sup>™</sup> MyWay<sup>™</sup> upgrade



# THE FORMULA DIFFERENCE BEST FROM START TO FINISH

## FORMULA IS FAMOUS FOR Performance Excellence

- Unique performance heritage with over 60 years offshore boating experience
- Proven deep-V Formula hull configuration
- Exciting pace with responsive handling
- Solid, enjoyably smooth ride
- Super Sport/FAS<sup>3</sup>TECH<sup>®</sup> multi-plane hull technology for fast paced, solid performance, increased range and soft re-entry
- Formula achieves high performance with confident control and solid, exhilarating ride
- FAS<sup>3</sup>TECH<sup>®</sup> offshore performance advancement through years of big water trials



## Lamination Procedures ASSURE DURABLE BEAUTY

- Computer programmed cutting produces custom-ply, bi-axial and tri-axial fiberglass and Coremat<sup>®</sup> shapes
- Hand-laid composites and resin carefully layered with optimal cure time in thoroughly maintained molds
- High shear strength Corecell<sup>™</sup> in hullsides 29 feet and up
- Premium AME<sup>®</sup> 5001 resin: first two SS/BR hull layers, all FAS<sup>3</sup>TECH<sup>®</sup>, Super Sport and Super Sport Crossover hull layers – no barrier coat needed as with lower grade resins
- Every square inch at its strongest – no problem areas to patch with Kevlar strips

## Formula Cockpits LEAD IN VERSATILITY AND CROWD PLEASING COMFORT

- Multi-purpose design innovations bring more fun on the water
- Cockpit seating cleverly transforms for all-out performance runs or relaxing conversations in the round
- Aft facing lounge easily converts to expansive sunpad – great for in-water activity at anchor
- Beautifully integrated SS steps and deck walkway for ease and safety
- Formula signature double-wide adjustable helm seat lets you share boating experiences together – triple-wide in SSC/ASC
- FAS<sup>3</sup>TECHS<sup>®</sup> – sleek, offshore cockpit design embodies all-out performance lifestyle
- Aft lounge seating features integrated headrests and sculpted support for secure ride
- Highly detailed upholstered sunpad echoes exterior graphics and offers expansive area for relaxing




## ONLY THE Best Components MAKE IT INTO A FORMULA

- Formula tests extensively for quality and endurance
- If a proposed item fails, it won't be in your Formula
- All railing is low-carbon 316L stainless steel – highest marine-grade available
- 316 stainless custom cleats installed with stainless lock nuts and backing plates
- Virtually all hardware is 316 stainless, far superior to merely electropolished, lower-grade stainless
- Hardware thru-bolted with chrome-plated stainless fasteners
- Inserting flexible O-rings ensures a watertight seal

## Superior Seating WITH THE HIGHEST QUALITY CONSTRUCTION TECHNIQUES AND MATERIALS


- Waterproof marine materials – no wood throughout cockpit
- Rotocast, Starboard<sup>®</sup> and StarLite<sup>®</sup> XL seat cores guarantee longevity
- Preshaped, contoured anti-microbial foam components
- Remarkable DriFast<sup>®</sup> foam does not retain water
- Computer-patterned and CNC cut shapes assembled into highly detailed forms by skilled sewers
- Rugged, outdoor-grade vinyl upholstery – higher density, tear-resistant with special backing
- 36-ounce White, Moondust and Morning Sand base vinyls treated with Pre-Fixx<sup>®</sup> to resist staining
- Accent vinyls color-permeated throughout
- High-grade Tenara<sup>®</sup> thread does not deteriorate from UV, cleaning agents or saltwater



Precision, double-needle stitching

## FORMULA Electrical Systems KEEP YOU ON THE WATER

- Connections individually hand-crimped and heat-sealed with double-wall shrink tubing using corrosion-resistant tinned wire
- Never using less reliable, pre-insulated connector common in the industry
- For longer runs, color-coded wiring neatly routed through flexible, protective conduit
- Easily reset E-T-A<sup>®</sup> circuit breakers shield systems from excess current damage
- Heavy-duty marine-grade batteries installed for added reliability
- All boats equipped with dedicated starting batteries







# BOATING SATISFACTION MAKES ALL THE DIFFERENCE



## FORMULA Formula's Helm Station

### ASSURES CONFIDENT COMMAND

- Double-wide seating with options to sit, stand or rest on the upright seat – triple-wide on SSC/ASC
- Sturdy composite dash features digital shifters/throttles and intuitive waterproof rocker switches within easy reach
- Illuminated gauges, digital instrumentation and navigational electronics logically arrayed on sleek, liquid black dash panels
- Positioning of electronics can be further customized with FormulaFlex™
- Impressive leather-wrapped, polished stainless steering wheel
- FAST<sup>3</sup>EC<sup>H</sup> HELM –
  - Custom electric-assist offshore-style bolsters
  - Livorsi® OverSized Mega Series backlit gauges on carbon-fiber composite panels
  - Color matched steering wheel with stainless construction
  - Infinite adjust footrests

4

## The Formula Cabin – A SUMPTUOUS RETREAT

- Luxurious UltraLeather™ lounges, beautifully finished cabinetry, upscale Corian® surfaces and solid wood tables for a pleasing residential environment; stowaway Corian table in 382 FAS<sup>3</sup>TECH
- Décor selections feature fabrics that enhance each theme – even further personalization with FormulaFlex
- 350, 370, 400 and 430 offer choice of custom quilted bedspread with pillow shams, linens and embroidered towel sets
- Woodgrain-finish flooring and wood entry steps complement your selected cabin décor
- Wall and ceiling panels fit precisely – no tell-tale bead welt or screw cap covers to mask shortcut assembly



## Everything You Need FOR A DAY OF FUN

- The Integrated wetbar, a Formula hallmark, features genuine Corian® counter, large sink, trash container and cooler or refrigerator for easy entertaining – available on 270 and 290 BR, standard on 310 and larger
- Highest number of polished stainless steel drink holders within easy reach
- Head door solidly secure with only one latch
- Smoothly finished fiberglass storage compartments stay open with gas-spring or special hinge design
- Dedicated storage for tables, filler cushions, lines, fenders and PFDs



## GENUINE CORIAN COUNTERTOPS – NOT AN IMITATOR

- Advanced blend of natural materials and pure acrylic polymer
- Uniquely hand-crafted by Formula
- Remarkably durable, seamless surface
- Nonporous and easy to clean – stains do not penetrate



## Flawless Cabinetry – A FORMULA STANDOUT FEATURE

- Solid, precision construction at its core
- CAD/CAM routers cut, drill and shape materials for exacting assembly and fit
- Cabinetry constructed with thru-bolted aluminum and stainless steel extended L-brackets
- Extended L-brackets secure cabinetry units to the hull
- Cabinet doors remain closed under way with perfect joinery and top quality locking latches
- Drawers are all premium dovetailed hardwood maple construction



## LUXURIOUS UltraLeather Lounges

- Perfect setting for relaxation and entertainment
- Richly textured appearance and supple feel of fine leather
- Surprisingly tough and durable – spills wipe up easily

## FORMULA Engine Rooms OFFER REASSURING SAFEGUARDS

- Electric engine access, meticulous hose routing, and wiring secured in flexible conduit
- Standard fume detector and automatic fire extinguishing system
- All engines thru-bolted using heavy-duty cast aluminum mounts and backing plates – far superior to lag screwing directly to stringers as in most other boats
- Available external freshwater flush – SS lineup

## FORMULA'S Technical Assistance Group OFFERS VITAL SUPPORT

- Quick, accurate advice to dealers helps resolve service issues
- Timely updates to dealers on product changes and service programs

## Formula Guard COVERAGE ON EVERY NEW MODEL

- Protects each new Formula owner's investment
- 10-year structural warranty
- 5-year limited protection plan on all components, accessories, engines and outdrives
- Includes labor and replacement materials
- Transferable during first five ownership years
- High value remains strong to trade up

## Formula Service KEEPS OWNERS ON THE WATER THROUGH A QUALIFIED NETWORK

- Formula dealers offer expert full service along with new and pre-owned sales
- Over 100 other locations designated as Formula Authorized Service Centers
- Find all locations on the Formula website

## EACH FORMULA MUST PASS Extensive Testing

- All boat instruments and systems fully engaged and evaluated in a test tank
- Engines are powered up and run through diagnostics while in gear
- Continuous water spray confirms seals around deck hatches, hardware and along windshield
- New hull designs, engine packages, materials and equipment evaluated through testing on open water
- Formula's quality program assigns a team of inspectors to examine each finished boat as if they were the buyer – reinforces the importance of consistent, premium quality throughout the entire facility
- New owners enjoy The Formula Difference from day one



## FORMULA CONSISTENTLY EARNS THE COVETED Marine Industry CSI AWARD



- Evaluation program impartially administered by the marine industry, not from company questionnaires
- Earned awards in Sterndrive Bowrider and Sterndrive Cuddy and Express
- Important customer satisfaction achievement – check other boat companies for their industry ratings

5

## THE FORMULA TEAM GOAL IS Owner Satisfaction and Safety



- Formula is National Marine Manufacturers Association Certified, using American Boat and Yacht Council standards

# THE FORMULA DIFFERENCE

*It's in the sleek design,  
the solid dependability,  
the smooth, fast ride, and  
most important of all,  
the boating satisfaction  
with family and friends  
that you experience over  
and over again.*



*And that makes all  
the Difference in the world!*



Scan for Formula  
Difference Video





ELECTRIC BLUE METALLIC FLAGSHIP XS GRAPHIC  
w/Orange and Lime Accents  
White Cockpit with Silver Accent Striping



MIDNIGHT BLUE METALLIC  
FLAGSHIP GRAPHIC B  
w/Moonlight Silver and Graphite Accents  
White Cockpit with Blue Accent Striping  
and Midnight Blue Piping

240BR

FORMULABOATS.COM



6

7



FORMULA



240 Bowrider/RS Specifications

LOA	24'0"	7.32 m
LOA w/Extended Swim Platform	25'4"	7.72 m
Maximum Beam	8'6"	2.59 m
Approximate Weight	5,150 lbs	2,336 kg
Fuel Capacity	55 gal	208 L
Water Capacity	10 gal	38 L
Bridge Clearance	4'8"	1.42 m
Bridge Clearance w/sport arch	7'8"	2.33 m
Bridge Clearance w/Samson		
Sports Razor wakeboard tower	8'3"	2.51 m
Draft	36"	.91 m
Deadrise	20°	20°





BLACK ONYX TO SILVER DIAMOND METALLIC FUSION XS GRAPHIC w/  
Lime and Red Accents  
White Cockpit with Shock Thunder Accent Striping

STEEL METALLIC  
FLAGSHIP GRAPHIC A  
w/Ocean Blue and Silver Diamond Accents  
Moondust Cockpit with Shock Carbon Accent  
Striping and Shock Carbon/Electric Blue Piping

270 BR

FORMULABOATS.COM



8

9



## FORMULA

### 270 Bowrider/RS Specifications

LOA	27' 0"	8.23 m
LOA w/Extended Swim Platform	28' 5"	8.66 m
Maximum Beam	8' 6"	2.59 m
Approximate Weight	6,525 lbs	2,960 kg
Fuel Capacity	101 gal	382 L
Water Capacity (opt.)	14 gal	53 L
Holding Tank Capacity (opt.)	18 gal	68 L
Bridge Clearance	5' 0"	1.52 m
Bridge Clearance w/Sport Arch	7' 9"	2.36 m
Bridge Clearance w/Samson Sports Razor Wakeboard Tower	8' 7"	2.62 m
Bridge Clearance w/Sport Top	7' 5"	2.26 m
Draft	40"	1.02 m







GARNET METALLIC  
FLAGSHIP GRAPHIC C  
w/Cappuccino and Oyster Accents  
Morning Sand Cockpit with Latté Accent  
Striping and Latté/Oyster Piping

# 290 BR

FORMULABOATS.COM



 <b>FORMULA</b> 		
290 Bowrider/FH Specifications		
LOA	29' 0"	8.84 m
LOA w/Extended Swim Platform	31' 9"	9.68 m
Maximum Beam	9' 0"	2.74 m
Approximate Weight	8,950 lbs	4,060 kg
Fuel Capacity	112 gal	424 L
Water Capacity	20 gal	76 L
Holding Tank Capacity	22.5 gal	85 L
Bridge Clearance	5' 10"	1.77 m
Bridge Clearance w/Arch	8' 2"	2.49 m
Bridge Clearance w/Sport Top	7' 11"	2.41 m
Draft	40"	1.02 m
Deadrise	22°	22°

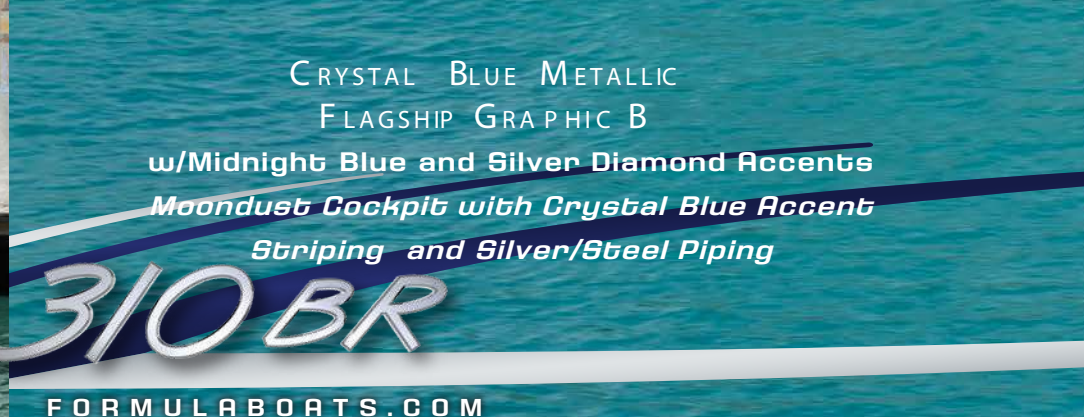






LATTE METALLIC FLAGSHIP GRAPHIC C  
w/Morning Sand and Oyster Accents  
Morning Sand Cockpit with Latte Accent Striping

310 SS



CRYSTAL BLUE METALLIC  
FLAGSHIP GRAPHIC B  
w/Midnight Blue and Silver Diamond Accents  
Moondust Cockpit with Crystal Blue Accent  
Striping and Silver/Steel Piping

310 BR

FORMULABOATS.COM



12

13



FORMULA



#### 310 Bowrider/Sun Sport/FH Specifications

LOR	31'0"	9.45 m
LOR w/Extended Swim Platform	33'11"	10.34 m
Maximum Beam	9'6"	2.90 m
Approximate Weight	10,250 lbs	4,649 kg
SS Approximate Weight	10,125 lbs	4,593 kg
SS Cabin Headroom	5'4"	1.63 m
Fuel Capacity	119 gal	451 L
Water Capacity	29 gal	110 L
Holding Tank Capacity (opt.)	36 gal	136 L
Bridge Clearance	6'0"	1.83 m
Bridge Clearance w/Arch	8'8"	2.64 m
Bridge Clearance w/Sport Top	8'5"	2.56 m
Draft	37"	.94 m
Deadrise	22°	22°







BLACK ONYX METALLIC  
FLAGSHIP GRAPHIC A  
w/Deep Red and Moonlight Silver Accents  
White Cockpit with Liquid Silver Accent  
Striping and Black/Deep Red Piping

330 CBR  
FORMULA BOATS.COM



14

15



FORMULA



#### 330 Crossover Bowrider/FX Specifications

LOA	33' 0"	10.06 m
LOA w/Extended Swim Platform	34' 4"	10.46 m
Maximum Beam	10' 3"	3.12 m
Approximate Weight (Sterndrive)	12,500 lbs	5,670 kg
Approximate Weight (Triple QB)	12,900 lbs	5,851 kg
Cabin Headroom	6' 0"	1.83 m
Fuel Capacity	151 gal	571.6 L
Water Capacity	25 gal	94.6 L
Holding Tank Capacity	26 gal	98.4 L
Bridge Clearance	6' 6"	1.98 m
Bridge Clearance w/arch	8' 10"	2.69 m
Bridge Clearance w/hardtop	9' 4"	2.84 m
Draft	35"	.89 m
Deadrise	21°	21°







OCEAN BLUE METALLIC  
FLAGSHIP GRAPHIC C  
w/Steel and Silver Diamond Accents  
White Cockpit with Hexagon Blue Accent  
Striping and Hexagon Blue/Silver Piping

350 CBR

FORMULABOATS.COM



16

17



FORMULA



### 350 Crossover Bowrider/FX Specifications

LOR	35' 0"	10.67 m
LOR w/Extended Swim Platform	37' 11"	11.56 m
Maximum Beam	10' 9"	3.28 m
Approximate Weight (Sterndrive)	13,550 lbs	6,146 kg
Approximate Weight (Triple OB)	14,050 lbs	6,373 kg
Cabin Headroom	6' 2"	1.88 m
Fuel Capacity (Sterndrive)	162 gal	613 L
Fuel Capacity (Outboards)	222 gal	840 L
Water Capacity	29 gal	110 L
Holding Tank Capacity	37 gal	140 L
Bridge Clearance	6' 10"	2.08 m
Bridge Clearance w/Ranch	9' 5"	2.87 m
Bridge Clearance w/Hardtop	9' 8"	2.95 m
Draft	39"	.99 m
Deadrise	21°	21°







FX FLAGSHIP BLACK METALLIC  
FH Cockpit Package

350 

MIDNIGHT BLUE METALLIC TO  
CRYSTAL BLUE METALLIC FUSION GRAPHIC B  
w/Steel and Crystal Blue Accents  
White Cockpit with Midnight Blue Accent  
Striping and Midnight Blue/Steel Piping

350 SS  
FORMULABOATS.COM



18

19



FORMULA



350 Sun Sport/FH Specifications


LOR	35' 0"	10.67 m
LOR w/Extended Swim Platform	37' 11"	11.56 m
Maximum Beam	10' 9"	3.28 m
Approximate Weight (Sterndrive)	18,475 lbs	6,112 kg
Approximate Weight (Triple DB)	18,975 lbs	6,339 kg
Cabin Headroom	6' 2"	1.88 m
Fuel Capacity (Sterndrive)	162 gal	613 L
Fuel Capacity (Outboards)	222 gal	840 L
Water Capacity	29 gal	110 L
Holding Tank Capacity	37 gal	140 L
Bridge Clearance	6' 10"	2.08 m
Bridge Clearance w/Arch	9' 5"	2.87 m
Bridge Clearance w/Hardtop	9' 8"	2.95 m
Draft	39"	.99 m
Deadrise	21°	21°



GULF SAND FABRIC PACKAGE  
Open-Grain Walnut Cabinetry with  
Shoreline Corian® and Navajo Ivory Ultraleather™







FORMULA		
370 Super Sport/FX Specifications		
LOA	38' 6"	11.73 m
Maximum Beam	10' 9"	3.28 m
Approximate Weight	15,100 lbs	6,849 kg
Cabin Headroom	6' 2"	1.88 m
Fuel Capacity	218 gal	825 L
Water Capacity	48 gal	163 L
Holding Tank Capacity	50 gal	189 L
Bridge Clearance	40"	1.01 m
Bridge Clearance w/Hardtop	10"	0.25 m
Draft	36"	0.91 m
Deadrise	21°	21°





SILVER SURF FABRIC PACKAGE  
High-Gloss Wenge Cabinetry with Sea Salt Corian®  
Mortar Ultraleather™ and Gray Wash Flooring

370 SS



22

23







FX FLAGSHIP RALLY  
FH Cockpit Package

400 **FX**



MIDNIGHT BLUE METALLIC  
FLAGSHIP GRAPHIC B  
w/Deep Red and Dark Red Accents  
White Cockpit with Midnight Blue Accent  
Striping and Silver/Deep Red Piping

400 SS  
FORMULABOATS.COM



24

25



FORMULA

#### 400 Super Sport/FH Specifications

LOA	41'6"	12.65 m
Maximum Beam	11'0"	3.35 m
Approx. Weight (gas/diesel)	16,575/17,900 lbs	7,518/8,119 kg
Approx. Weight w/Hardtop (gas/diesel)	17,575/18,900 lbs	7,972/8,573 kg
Cabin Headroom	6'2"	1.88 m
Fuel Capacity	227 gal	859 L
Water Capacity	50 gal	189
Holding Tank Capacity	50 gal	189 L
Bridge Clearance		
w/Mast Light Up	11'6"	3.51 m
Bridge Clearance w/Hardtop, Sat. TV & Mast Light Down	12'6"	3.81 m
Draft (gas/diesel)	36"/40"	.91m/1.02 m
Deadrise	22°	22°





MIDNIGHT TREASURE FABRIC PACKAGE  
Linen Steel Cabinetry with Lava Rock Corian®  
Raven Wing Ultraleather™ and Charcoal Flooring

40055



26

27







BLACK ONYX METALLIC  
 FLAGSHIP GRAPHIC A  
 w/Electric Blue and Silver Diamond Metallic Accents  
*Moon dust Cockpit with Liquid Silver Accent  
 Striping and Electric Blue/Dynasty Black Piping*

**400 SSC**  
 FORMULABOATS.COM



28



29



**FORMULA**



#### 400 Super Sport Crossover Specifications

LOA/DB/Trailered	40' 0" / 42' 6" / 44' 7"	12.19 m / 13 m / 13.6 m
Maximum Beam	12' 0"	3.66 m
Approximate Weight	23,700 lbs	10,750 kgs
Cabin Headroom	6' 5"	1.96 m
Fuel Capacity	400 gal	1,514 L
Water Capacity	56 gal	212 L
Holding Tank Capacity	43 gal	162 L
Bridge Clearance w/mast lt down/up	10' 7" / 13' 3"	3.22 m / 4.04 m
Bridge Clearance, w/radar, mast lt down	11' 5"	3.48 m
Draft	40"	1.02 m
Deadrise	21°	21°





SILVER SURF FABRIC PACKAGE  
High-Gloss Wenge Cabinetry with Sea Salt Corian®  
Mortar Ultraleather™ and Gray Wash Flooring

400 SSC



80

81







DARK CHARCOAL TO  
SILVER DIAMOND METALLIC FUSION GRAPHIC C  
w/Black Onyx and FormulaFlex Deep Red Accents  
Moondust Cockpit with Liquid Silver Accent Striping  
and Deep Red/Charcoal Piping

**430 SSC**  
FORMULABOATS.COM



32

33



**FORMULA**

#### 430 Super Sport Crossover Specifications

LOA/08/Trailered	43' 0" / 45' 6" / 47' 7"	13.1 m / 13.9 m / 14.5 m
Maximum Beam	12' 0"	3.66 m
Approximate Weight	25,720 lbs	11,666 kg
Cabin Headroom	6' 6"	1.98 m
Fuel Capacity	500 gal	1,892 L
Water Capacity	56 gal	211 L
Holding Tank Capacity	43 gal	162 L
Bridge Clearance w/Mast Light Up	13' 4"	4.06 m
Bridge Clearance w/Radar, Mast Lt. Down	11' 6"	3.51 m
Draft	40"	1.02 m
Deadrise	21°	21°







OCEAN BLUE METALLIC  
FLAGSHIP GRAPHIC B  
w/Moonlight Silver and Steel Metallic Accents  
White Cockpit with Liquid Silver Accent Striping  
and Electric Blue/Charcoal Piping

# 430 ASC

FORMULABOATS.COM



## FORMULA



### 430 All Sport Crossover Specifications

LOA/DB/Trailered	43' 0" / 45' 6" / 47' 7"	13.1 m / 13.9 m / 14.5 m
Maximum Beam	12' 0"	3.66 m
Approximate Weight	26,000 lbs	12,066 kg
Cabin Headroom	6' 6"	1.98 m
Fuel Capacity	500 gal	1,892 L
Water Capacity	56 gal	211 L
Holding Tank Capacity	48 gal	162 L
Bridge Clearance		
w/Mast Light Up	13' 4"	4.06 m
Bridge Clearance		
w/Radar, Mast Lt. Down	11' 6"	3.51 m
Draft	43"	1.1 m
Deadrise	21°	21°





SILVER SURF FABRIC PACKAGE  
Driftwood Cabinetry with Lava Rock Corian®  
Mortar Ultraleather™ and Gray Wash Flooring

# 430 SSC/ASC



86

87



430 ASC AFT CABIN





"COSMIC FIRE"  
PLATINUM DESIGN  
White Cockpit with Coordinating Accent Striping

**382 FAST<sup>3</sup>TECH<sup>®</sup>**

FORMULABOATS.COM



38

39



**FORMULA**

### 382 FAST<sup>3</sup>TECH<sup>®</sup> Specifications

LOA	38'2"	11.63 m
Maximum Beam	8'3"	2.51 m
Approximate Weight	10,450 lbs	4,740 kg
Cabin Headroom	5'1"	1.55 m
Fuel Capacity	176 gal	666 L
Water Capacity	19 gal	72 L
Holding Tank Capacity (std./opt.)	2.6/6.5 gal	9.8/25 L
Bridge Clearance	5'6"	1.68 m
Draft	37"	.94 m
Deadrise	24°	24°



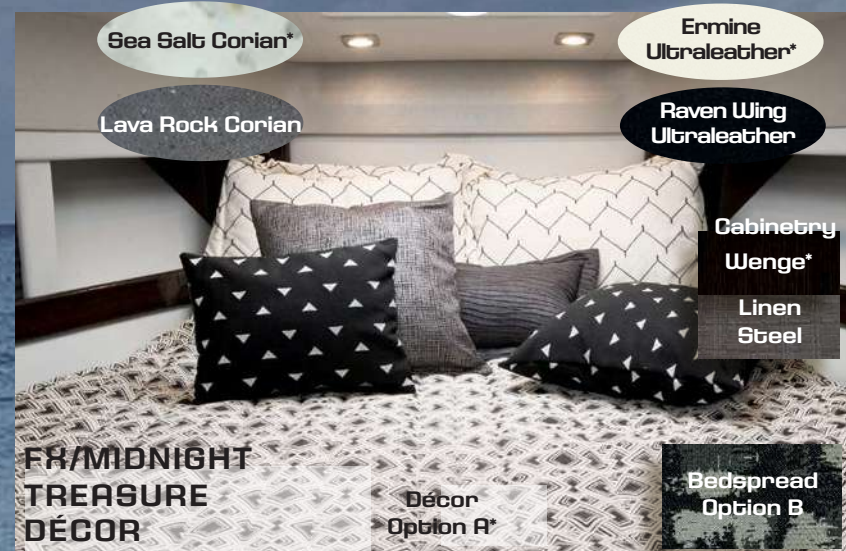




**Cabin Décor** selections complement exterior color choices with designer expertise. Four stunning décor themes include warm Gulf Sand, sophisticated Pebble Beach, cool Silver Surf and the edgy Midnight Treasure/FX décor, all new for 2019. FormulaFlex™ offers further personalization, allowing the enjoyable experience of designating pillow, drapery and bedspread fabrics from beautifully coordinated collections.




## FORMULA SS/Crossover Cabin Décor Selections



\*Formula's Exclusive Designer, John Adams, recommends these choices

## FORMULA FAS<sup>®</sup>TECH Cabin Décor & Graphic Selections



## Formula Graphic Selections

Formula graphics are created using a multi-stage process applying premium Akalta™ ChromaPremier® base-coat and Imron® Elite clearcoat, keeping your graphic vivid, bright and beautiful year after year. Only Formula's signature process creates brilliantly deep Metallic graphics, impossible with gelcoat or Imron paint alone. A wide variety of color/graphic combinations includes Standard, Flagship, Fusion and FX designs. And, only at

Formula can you express your personal taste with FormulaFlex™ – select the exterior graphic you like with any combination of more than 30 basecoat colors. FormulaFlex MyWay™ offers virtually endless possibilities, matching any of the 1,867 solid colors in the Pantone Matching System® or any of the thousands of colors from the major worldwide automotive manufacturers. With all these choices, your Formula is sure to be spectacular!

### Standard A, B, C

- Black Onyx Metallic\*
- Midnight Blue Metallic\*\*
- Electric Blue Metallic
- Garnet Metallic\*
- Latté Metallic
- Crystal Blue Metallic\*

### Flagship A, B, C

- Ocean Blue Metallic
- Crystal Blue Metallic\*
- Black Onyx Metallic\*\*
- Electric Blue Metallic
- Garnet Metallic\*
- Latté Metallic
- Midnight Blue Metallic\*\*
- Moonlight Silver Metallic
- Steel Metallic

### Flagship Fusion


- Black Onyx Metallic to Silver Diamond Metallic
- Midnight Blue Metallic to Crystal Blue Metallic
- Dark Charcoal Metallic to Silver Diamond Metallic
- Midnight Red Metallic to Riverside Red Metallic

\*Cool or Warm accents  
\*\*Deep Red accents

### FX Graphics

- FX Black Metallic
- FX Electric Blue Metallic
- FX Moonlight Silver Metallic
- FX Red Metallic
- FX Steel Metallic

### Metallic Standard, Flagship and Fusion Graphics



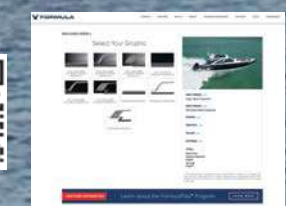
Graphics are representations of Formula's 350 Crossover Bowrider



Visit [formulaboats.com](http://formulaboats.com) for complete graphic selections!

## Build Your Formula

Formula's unique program, "Build Your Formula," makes the exciting process of choosing your Formula options and graphics much easier. Scan the QR code to "Build Your Formula" at [formulaboats.com](http://formulaboats.com).



## Formula Gear

Formula Gear and Accessories offer the latest top-quality items featuring the impressive Formula logo. If you like up-to-date colors and styling, visit your Formula dealer or order online at the Formula Gear website, [www.formulagear.com](http://www.formulagear.com).



## Formula Lineup

The Formula powerboat lineup includes Crossover, Bowrider, Sun Sport, Super Sport, XS, FX, PC, Yacht and FAS<sup>®</sup>TECH® models. The Sun Sport/Bowrider series ranges from 24 to 35 feet, while the popular Crossover lineup ranges from 33 to 43 feet. For exhilarating style and performance, get into a 370 or 400 Super Sport or a 382 FAS<sup>®</sup>TECH®. Eight models are also available in the FX series. Formula Performance Cruiser boating is luxury cruising at its best, ranging from 31 to 40 feet, while the Formula 45 Yacht is today's elite choice in premier yachting. Call 1-800.736.7685 to receive a free catalog, or scan the QR code to locate your nearest Formula dealer!



## Formula Website & More

Formula's website and Facebook pages are continually updated with new articles, pictures and news. Check out the latest Formula dealer and owner events, boat care articles, Owners Resources and Formula's company history. You can also order a catalog, visit the feedback/e-mail section with comments or suggestions and sign up for our monthly Formula E-News to keep on track with up-to-date information. Look for Formula online at: [www.formulaboats.com](http://www.formulaboats.com), [www.formulagear.com](http://www.formulagear.com) and [www.facebook.com/formulaboats](http://www.facebook.com/formulaboats). Click on these sites to see the newest and best of Formula!

Follow us on Instagram Visit us on Facebook Follow us on Twitter

## Canvas Covers

Formula custom-fitted canvas features color-coordinated, non-fading Sunbrella® acrylic fabric w/SeaMark® vinyl undercoating. Canvas packages include 316L stainless steel framework and weather-resistant YKK® zippers. All Formula hardtop enclosures feature polycarbonate Lexan® front connectors as standard for clear viewing.

